

**CASE**  
CONSTRUCTION

# BUCKETS & QUICK COUPLERS

HYDRAULIC EXCAVATORS



# MULTI-FIT COUPLER

**IF IT'S A QUESTION OF SECURITY, CONVENIENCE AND PRODUCTIVITY, TRUST THE CASE MULTI-FIT COUPLER**



- Universal fitting that picks up buckets and attachments from all the world's best known manufacturers
- Operates with buckets in backhoe and face positions giving a greater flexibility
- Completely hydraulic operation from the cab. Needs no safety pin or manual lock
- Hydraulic check valve prevents attachment from being released in the unlikely event of hydraulic failure
- Fully CE approved

## ABSOLUTE SAFETY



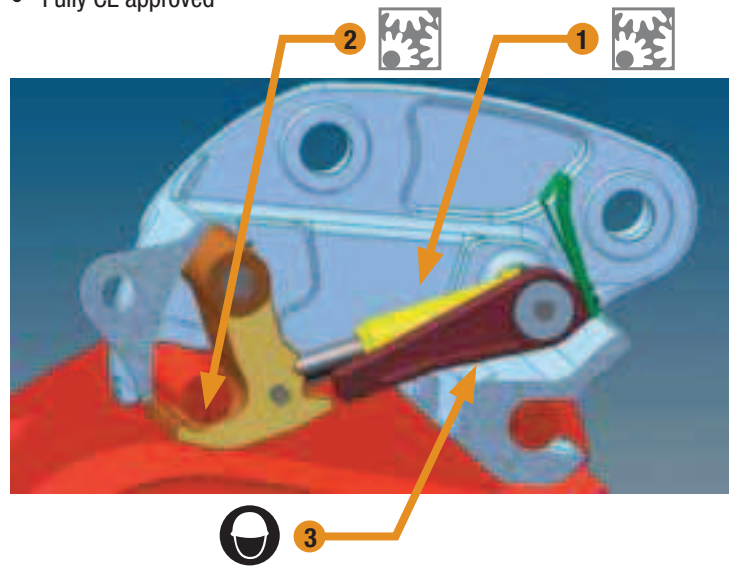
The locking mechanism consists of :

- Hydraulic cylinder and system [1]
- Hook [2]



The backup safety mechanism consists of :

- Blocking bar system [3]
- Check valves in the solenoid and the cylinder




**PATENTED SYSTEM**

With the patented Mechanical Blocking System, there is no need to manually insert a locking pin, which increases operator's safety and improves Productivity...

Helping you to work smarter

# WITH THE CASE MULTI-FIT COUPLER, YOU CAN PICK UP A RANGE OF BUCKETS FROM DIFFERENT MACHINE MANUFACTURERS WITHOUT LEAVING THE CABINE



## CASE MULTI-FIT COUPLER: AUTOMATIC VERSATILE EFFICIENT SAFE

Machine Model	Type	Case Part No
CX75	Hydraulic	84383717
	Mechanical	392393A1
CX80	Hydraulic	84383717
	Mechanical	392393A1
CX130B	Hydraulic	405486A1
	Mechanical	392394A1
CX135SR	Hydraulic	86991587
	Mechanical	392394A1
CX160B / CX180B	Hydraulic	429659A1
	Mechanical	429669A1
CX210B / CX230B	Hydraulic	405487A1
	Mechanical	394395A1
CX225SR	Hydraulic	87403730
	Mechanical	394395A1
CX240B / CX250C	Hydraulic	429662A1
CX290B / CX300C	Hydraulic	447966A1
CX350B / CX370B	Hydraulic	447976A1
CX350C / CX370C	Hydraulic	84486544
CX470B	Hydraulic	449716A1

Machine Model	Type	Case Part No
WX125 / WX145	Mechanical Quick Coupler	392394A1
	Hydraulic Quick Coupler Quick Coupler Installation kit	407973A1 8920730
WX165 / WX185	Mechanical Quick Coupler	429669A1
	Hydraulic Quick Coupler Quick Coupler Installation kit	8920725 8920730
WX210	Mechanical Quick Coupler	394395A1
	Hydraulic Quick Coupler Quick Coupler Installation kit	8920727 8920730
WX240	Hydraulic Quick Coupler	73325006
	Hydraulic Quick Coupler (to pick up both WX240 and CX240 buckets)	73325007

Note: Package includes coupler + Installation kit + buckets pins



It's little things that can soon add up to make a difference to your productivity. Machine downtime, wasted fuel and inflexibility start to affect your overall performance on site and your revenue.

## The SCOOP® Bucket :

- Carries more material
- Cuts through and loads more material more easily
- Increases machine break-out force
- Improves machine cycle times

## Which means you will :

- Dig faster and more effectively
- Improve machine performance
- Save time
- Use less fuel
- Increase your profits

## MORE POWER



Standard/Conventional Bucket

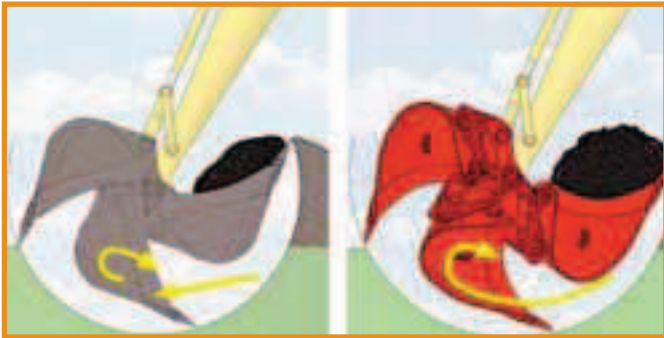
SCOOP® Bucket

Specially designed to be used with the CASE Coupler, the SCOOP® bucket has integrated bucket pins to reduce the pin to point dimension\* and minimise the loss of breakout force that occurs when a coupler is installed.

The SCOOP® profile enables the bucket to cut through the ground more effectively with minimal resistance and drag. This means less digging effort is needed, reducing fuel consumption and increasing productivity.

\* Distance from the dipper arm to the tip of the bucket

## MORE FILL




Standard/Conventional Bucket

SCOOP® Bucket

The SCOOP®'s design ensures 100% and more fill factor every time. The self fill action gives an increased pay load. These combined benefits result in time and fuel savings.



## PERFORMANCE TEST\*



Fuel savings : over 2.5 litres per hour in fuel consumption saved compared with a “conventional” bucket.

## EFFICIENCY



The CASE Multi-Fit coupler working with the SCOOP® bucket in face position





The CASE Multi-Fit coupler working with the SCOOP® bucket in vertical wall position

\* Test conditions : 20 minutes trench digging trials in overburden and silt clay, Wisconsin (USA). The same driver was used for all tests in a 30 tonne excavator and the results were collected by an independent auditor.

# SCOOP<sup>®</sup> BUCKET - Installation with quick coupler only



Machine Model	Description	Part Number	Width mm	Capacity l	Weight kg	 Qty	Part number Tooth	Part number Locking Pin		
<b>CX75SR CX80 WX95</b>	General Purpose SCOOP bucket	84355139	300	100	124	SF10SYL	3	84216218	84168132	
		84355140	350	120	129	SF10SYL	3	84216218	84168132	
		84355142	400	150	136	SF10SYL	3	84216218	84168132	
		84355144	450	170	144	SF10SYL	3	84216218	84168132	
		84355145	500	190	150	SF10SYL	3	84216218	84168132	
		84355146	600	240	171	SF10SYL	4	84216218	84168132	
		84355147	750	320	194	SF10SYL	4	84216218	84168132	
	Ditch cleaning bucket with fixed pins	84355148	850	370	213	SF10SYL	5	84216218	84168132	
		73318943	1200	270	169	/	/	/	/	
		73318944	1500	350	197	/	/	/	/	
		73318945	1800	420	225	/	/	/		
<b>CX130B CX135SR WX125 WX145</b>	General Purpose SCOOP bucket	84296295	450	200	242	SF15SYL	3	84216210	84168136	
		84296310	600	290	277	SF15SYL	3	84216210	84168136	
		84296312	750	380	311	SF15SYL	3	84216210	84168136	
		84296313	900	480	355	SF15SYL	4	84216210	84168136	
		84296314	1000	510	385	SF15SYL	4	84216210	84168136	
		84296315	1100	590	418	SF15SYL	5	84216210	84168136	
		84296324	1200	650	442	SF15SYL	5	84216210	84168136	
		Heavy Duty SCOOP bucket	84296333	450	200	264	SF15SYL	3	84216210	84168136
	84296334		600	290	302	SF15SYL	3	84216210	84168136	
	84296335		750	380	339	SF15SYL	3	84216210	84168136	
	84296336		900	480	387	SF15SYL	4	84216210	84168136	
	84296337		1000	510	420	SF15SYL	4	84216210	84168136	
	84296338		1100	590	456	SF15SYL	5	84216210	84168136	
	84296339		1200	650	482	SF15SYL	5	84216210	84168136	
	Ditch cleaning bucket with cutting edge	73318844	1830	540	475	/	/	/	/	
	Ditch cleaning bucket without cutting edge	73318843	1830	540	345	/	/	/	/	
	Ditch cleaning bucket*	ZK130MB50072EA	1830	540	/	/	/	/	/	
<b>CX160B CX180B WX165 WX185</b>	General Purpose SCOOP bucket	84296340	450	230	338	SF20SYL	3	84216123	84168140	
		84296347	600	340	377	SF20SYL	3	84216123	84168140	
		84296353	750	460	417	SF20SYL	3	84216123	84168140	
		84296354	900	580	466	SF20SYL	4	84216123	84168140	
		84296355	1000	640	492	SF20SYL	4	84216123	84168140	
		84296394	1100	720	528	SF20SYL	5	84216123	84168140	
		84296396	1200	800	554	SF20SYL	5	84216123	84168140	
		84296403	1350	910	614	SF20SYL	6	84216123	84168140	
	Heavy Duty SCOOP bucket	84296408	450	230	364	SF20SYL	3	84216123	84168140	
		84296410	600	340	405	SF20SYL	3	84216123	84168140	
		84296411	750	460	445	SF20SYL	3	84216123	84168140	
		84296412	900	580	496	SF20SYL	4	84216123	84168140	
		84296415	1000	640	523	SF20SYL	4	84216123	84168140	
		84296416	1100	720	561	SF20SYL	5	84216123	84168140	
		84296417	1200	800	588	SF20SYL	5	84216123	84168140	
		84296418	1350	910	650	SF20SYL	6	84216123	84168140	
	Ditch cleaning bucket without cutting edge	73318845	1830	860	495	/	/	/	/	
Ditch cleaning bucket with cutting edge	73318846	1830	860	624	/	/	/	/		
Ditch cleaning bucket*	ZK160MB50072EA	1830	/	/	/	/	/	/		
<b>CX210B CX225SR CX230B WX210</b>	General Purpose SCOOP bucket	84296436	600	400	518	SF20SYL	3	84216123	84168140	
		84296439	750	530	574	SF20SYL	3	84216123	84168140	
		84296443	900	670	642	SF20SYL	4	84216123	84168140	
		84296444	1000	770	680	SF20SYL	4	84216123	84168140	
		84296447	1100	860	730	SF20SYL	5	84216123	84168140	
		84296450	1200	960	767	SF20SYL	5	84216123	84168140	
		84296455	1350	1100	846	SF20SYL	6	84216123	84168140	
		84296458	1500	1240	904	SF20SYL	6	84216123	84168140	
		Heavy Duty SCOOP bucket	84295955	600	400	574	SF20SYL	3	84216123	84168140
			84295957	750	530	630	SF20SYL	3	84216123	84168140
	84295961		900	670	707	SF20SYL	4	84216123	84168140	
	84295970		1000	770	745	SF20SYL	4	84216123	84168140	
	84330994		1100	860	782	SF20SYL	4	84216123	84168140	
	84295974		1200	960	841	SF20SYL	5	84216123	84168140	
	84295976		1350	1100	908	SF20SYL	5	84216123	84168140	
	84295978		1500	1240	987	SF20SYL	6	84216123	84168140	
	Rock SCOOP bucket	84295980	600	400	595	SF20RC	3	84216121	84168140	
		84295982	750	530	651	SF20RC	3	84216121	84168140	
		84295983	900	670	727	SF20RC	4	84216121	84168140	
		84295986	1000	770	764	SF20RC	4	84216121	84168140	
		84296740	1100	860	801	SF20RC	4	84216121	84168140	
		84296741	1200	960	867	SF20RC	5	84216121	84168140	
		84296743	1350	1100	925	SF20RC	5	84216121	84168140	
	Ditch cleaning bucket without cutting edge	73318847	1830	860	516	/	/	/	/	
		73318849	2130	940	570	/	/	/	/	
	Ditch cleaning bucket with cutting edge	73318848	1830	860	645	/	/	/	/	
		73318850	2130	940	710	/	/	/	/	
Ditch cleaning bucket*	ZK210MB50072EA	1830	/	/	/	/	/	/		
Ditch cleaning bucket*	ZK210MB50084EA	2130	/	/	/	/	/	/		

Machine Model	Description	Part Number	Width mm	Capacity l	Weight kg	 Qty	Part number Tooth	Part number Locking Pin	
<b>CX240B CX250C</b>	General Purpose SCOOP bucket	84341290	600	440	670	SF25SYL	3	84254196	84289946
		84341292	750	590	738	SF25SYL	3	84254196	84289946
		84341293	900	750	827	SF25SYL	4	84254196	84289946
		84341295	1100	980	925	SF25SYL	4	84254196	84289946
		84341296	1200	1100	984	SF25SYL	5	84254196	84289946
		84341298	1350	1260	1060	SF25SYL	5	84254196	84289946
	Heavy Duty SCOOP bucket	84341299	1500	1430	1141	SF25SYL	6	84254196	84289946
		84341301	1700	1660	1269	SF25SYL	6	84254196	84289946
		84341303	600	440	702	SF25SYL	3	84254196	84289946
		84341304	750	590	770	SF25SYL	3	84254196	84289946
		84341305	900	750	859	SF25SYL	4	84254196	84289946
		84341306	1100	980	958	SF25SYL	4	84254196	84289946
		84341307	1200	1100	1017	SF25SYL	5	84254196	84289946
		84341308	1350	1260	1093	SF25SYL	5	84254196	84289946
		84341310	1500	1430	1174	SF25SYL	6	84254196	84289946
		84341311	1700	1660	1302	SF25SYL	6	84254196	84289946
	Rock SCOOP bucket	84341313	600	440	754	SF25RC	3	84289923	84289946
		84341314	750	590	815	SF25RC	3	84289923	84289946
		84341315	900	750	910	SF25RC	4	84289923	84289946
		84341316	1100	980	1013	SF25RC	4	84289923	84289946
		84341317	1200	1100	1060	SF25RC	4	84289923	84289946
84341319		1350	1260	1156	SF25RC	5	84289923	84289946	
84341322		1500	1430	1226	SF25RC	5	84289923	84289946	
84341325		1700	1660	1382	SF25RC	6	84289923	84289946	
Ditch cleaning bucket without cutting edge	73318851	2130	1480	830	/	/	/	/	
Ditch cleaning bucket with cutting edge	73318852	2130	1480	1016	/	/	/	/	
<b>CX290B CX300C</b>	Heavy Duty SCOOP bucket	84355172	900	850	1027	SF25SYL	3	84254196	84289946
		84355173	1100	1110	1133	SF25SYL	3	84254196	84289946
		84355174	1200	1240	1225	SF25SYL	4	84254196	84289946
		84355178	1350	1430	1305	SF25SYL	4	84254196	84289946
		84355182	1500	1630	1446	SF25SYL	5	84254196	84289946
		84355184	1700	1880	1558	SF25SYL	5	84254196	84289946
	Rock SCOOP bucket	84355185	1800	2010	1613	SF25SYL	5	84254196	84289946
		84355188	900	850	1068	SF25RC	3	84289923	84289946
		84355190	1100	1110	1177	SF25RC	3	84289923	84289946
		84355191	1200	1240	1265	SF25RC	4	84289923	84289946
		84355193	1350	1430	1347	SF25RC	4	84289923	84289946
		84355195	1500	1630	1486	SF25RC	5	84289923	84289946
		84355196	1700	1880	1600	SF25RC	5	84289923	84289946
		84355198	1800	2010	1657	SF25RC	5	84289923	84289946
	Ditch cleaning bucket without cutting edge	73318851	2130	1480	830	/	/	/	/
Ditch cleaning bucket with cutting edge	73318852	2130	1480	1016	/	/	/	/	
<b>CX350B CX370B CX350C CX370C</b>	Heavy Duty SCOOP bucket	84341331	900	910	1188	SF30SYL	3	84254198	84268730
		84341333	1100	1190	1316	SF30SYL	3	84254198	84268730
		84341339	1200	1330	1418	SF30SYL	4	84254198	84268730
		84341344	1350	1540	1514	SF30SYL	4	84254198	84268730
		84341346	1500	1750	1648	SF30SYL	5	84254198	84268730
		84341349	1700	2030	1801	SF30SYL	5	84254198	84268730
		84341352	1800	2170	1867	SF30SYL	5	84254198	84268730
	Rock SCOOP bucket	84341355	900	910	1207	SF30RC	3	84289953	84268730
		84341356	1100	1190	1338	SF30RC	3	84289953	84268730
		84341357	1200	1330	1436	SF30RC	4	84289953	84268730
		84341358	1350	1540	1534	SF30RC	4	84289953	84268730
		84341359	1500	1750	1665	SF30RC	5	84289953	84268730
		84341362	1700	2030	1821	SF30RC	5	84289953	84268730
		84341363	1800	2170	1889	SF30RC	5	84289953	84268730
	Ditch cleaning bucket without cutting edge	73318853	2130	1480	864	/	/	/	/
	Ditch cleaning bucket with cutting edge	73318855	2440	1660	1077	/	/	/	/
		73318854	2130	1480	1050	/	/	/	/
		73318856	2440	1660	1290	/	/	/	/
<b>CX470B CX470C (excluded Mass Excavation)</b>	Heavy Duty SCOOP bucket	84341364	900	1040	1611	SF40SYL	3	84289968	84289973
		84341365	1100	1350	1788	SF40SYL	3	84289968	84289973
		84341366	1200	1500	1926	SF40SYL	4	84289968	84289973
		84341367	1350	1750	2059	SF40SYL	4	84289968	84289973
		84341368	1500	2000	2241	SF40SYL	5	84289968	84289973
		84341369	1700	2330	2418	SF40SYL	5	84289968	84289973
		84341370	1800	2500	2534	SF40SYL	5	84289968	84289973
		84341371	1900	2660	2674	SF40SYL	6	84289968	84289973
	Rock SCOOP bucket	84341372	900	1040	1752	SF50RC	3	84290030	84290040
		84341373	1100	1350	1935	SF50RC	3	84290030	84290040
		84341375	1200	1500	2071	SF50RC	4	84290030	84290040
		84341376	1350	1750	2209	SF50RC	4	84290030	84290040
		84341378	1500	2000	2391	SF50RC	5	84290030	84290040
		84341379	1700	2330	2575	SF50RC	5	84290030	84290040
		84341380	1800	2500	2693	SF50RC	5	84290030	84290040
		84341381	1900	2660	2832	SF50RC	6	84290030	84290040

# DIRECT FIT BUCKET



**STRONG AND DURABLE :  
A UNIQUE DESIGN THAT ENHANCES  
EFFICIENCY AND PRODUCTIVITY**

## THE DIRECT FIT BUCKET :

- Can be directly fitted to the dipper end of the machine or onto a CASE coupler
- Has a lower pin to point dimension resulting in an improved break out force
- High quality cutting edge / SMARTFIT teeth
- Can be used in face position

## THE CASE DITCH CLEANING BUCKET: THE EASY WAY TO CLEAN UP

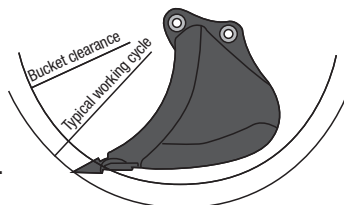


## FITTING THE WRONG BUCKET (NOT CASE APPROVED) CAN REDUCE MACHINE PERFORMANCE BY UP TO 40%

All our buckets are approved and tested by our Engineering department. They are specifically created to enhance our machine performance. Our direct fit Buckets therefore offer extra productivity and efficiency.

## MORE EFFICIENCY

The CASE buckets design reduces the area that engages with the ground, creating less resistance than a conventional bucket during the digging cycle. All ground engaging areas are manufactured from high strength abrasion resistant steel alloy.

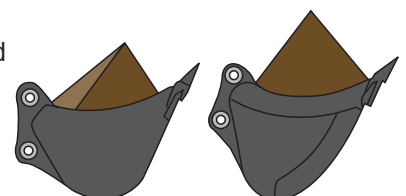


## MORE PRODUCTIVITY

The CASE buckets design ensures a fill factor of 100% and more every time, even sticky materials can be dumped with ease. The compact shape of the bucket improves the machine's digging force in most applications.

Standard bucket


CASE direct fit bucket






# DIRECT FIT BUCKET - Installation with or without quick coupler



Machine Model	Description	Part Number	Width mm	Capacity l	Weight kg	 Qty	Part number Tooth	Part number Locking Pin		
<b>CX75SR CX80 WX95</b>	General Purpose bucket	84355119	300	100	123	SF10SYL	3	84216218	84168132	
		84355122	350	120	130	SF10SYL	3	84216218	84168132	
		84355124	400	150	138	SF10SYL	3	84216218	84168132	
		84355126	450	170	145	SF10SYL	3	84216218	84168132	
		84355127	500	190	162	SF10SYL	3	84216218	84168132	
		84355131	600	240	171	SF10SYL	4	84216218	84168132	
		84355136	750	320	193	SF10SYL	4	84216218	84168132	
	Ditch cleaning bucket	84355138	850	370	204	SF10SYL	5	84216218	84168132	
		73318940	1200	270	169	/	/	/	/	
		73318941	1500	350	197	/	/	/	/	
		73318942	1800	420	225	/	/	/		
<b>CX130B CX135SR WX125 WX145</b>	General Purpose bucket	84302677	450	200	245	SF15SYL	3	84216210	84168136	
		84302679	600	290	278	SF15SYL	3	84216210	84168136	
		84302680	750	380	312	SF15SYL	3	84216210	84168136	
		84302682	900	480	355	SF15SYL	4	84216210	84168136	
		84302684	1000	510	388	SF15SYL	4	84216210	84168136	
		84302685	1100	590	421	SF15SYL	5	84216210	84168136	
		84302688	1200	650	445	SF15SYL	5	84216210	84168136	
	Heavy Duty bucket	84302694	450	200	267	SF15SYL	3	84216210	84168136	
		84302696	600	290	303	SF15SYL	3	84216210	84168136	
		84302697	750	380	340	SF15SYL	3	84216210	84168136	
		84302699	900	480	387	SF15SYL	4	84216210	84168136	
		84302700	1000	510	423	SF15SYL	4	84216210	84168136	
		84302702	1100	590	459	SF15SYL	5	84216210	84168136	
		84302704	1200	650	485	SF15SYL	5	84216210	84168136	
	Ditch cleaning bucket with cutting edge	73318844	1830	540	475	/	/	/	/	
	Ditch cleaning bucket without cutting edge	73318843	1830	540	345	/	/	/	/	
	Ditch cleaning bucket*	ZK130MB50072EA	1830	540	/	/	/	/	/	
<b>CX160B CX180B WX165 WX185</b>	General Purpose bucket	84302719	450	230	331	SF20SYL	3	84216123	84168140	
		84302721	600	340	370	SF20SYL	3	84216123	84168140	
		84302724	750	460	408	SF20SYL	3	84216123	84168140	
		84302716	900	580	456	SF20SYL	4	84216123	84168140	
		84302726	1000	640	482	SF20SYL	4	84216123	84168140	
		84302729	1100	720	517	SF20SYL	5	84216123	84168140	
		84302732	1200	800	543	SF20SYL	5	84216123	84168140	
		84302733	1350	910	606	SF20SYL	6	84216123	84168140	
		Heavy Duty bucket	84302735	450	230	357	SF20SYL	3	84216123	84168140
			84302736	600	340	397	SF20SYL	3	84216123	84168140
	84302737		750	460	437	SF20SYL	3	84216123	84168140	
	84302739		900	580	487	SF20SYL	4	84216123	84168140	
	84302740		1000	640	514	SF20SYL	4	84216123	84168140	
	84302742		1100	720	550	SF20SYL	5	84216123	84168140	
	84302744		1200	800	577	SF20SYL	5	84216123	84168140	
	84302746		1350	910	642	SF20SYL	6	84216123	84168140	
	Ditch cleaning bucket without cutting edge		73318845	1830	860	495	/	/	/	/
	Ditch cleaning bucket with cutting edge		73318846	1830	860	624	/	/	/	/
	Ditch cleaning bucket*	ZK160MB50072EA	1830	/	/	/	/	/	/	
	<b>CX210B CX225SR CX230B WX210</b>	General Purpose bucket	84302765	600	400	524	SF20SYL	3	84216123	84168140
84302767			750	530	578	SF20SYL	3	84216123	84168140	
84302770			900	670	645	SF20SYL	4	84216123	84168140	
84302772			1000	770	682	SF20SYL	4	84216123	84168140	
84302774			1100	860	731	SF20SYL	5	84216123	84168140	
84302778			1200	960	767	SF20SYL	5	84216123	84168140	
84302782			1350	1150	849	SF20SYL	6	84216123	84168140	
84302786			1500	1240	905	SF20SYL	6	84216123	84168140	
Heavy Duty bucket			84302789	600	400	580	SF20SYL	3	84216123	84168140
			84302793	750	530	634	SF20SYL	3	84216123	84168140
		84302796	900	670	710	SF20SYL	4	84216123	84168140	
		84302797	1000	770	747	SF20SYL	4	84216123	84168140	
		84302801	1100	860	783	SF20SYL	4	84216123	84168140	
		84302802	1200	960	841	SF20SYL	5	84216123	84168140	
		84302803	1350	1150	911	SF20SYL	5	84216123	84168140	
		84302804	1500	1240	988	SF20SYL	6	84216123	84168140	
		Rock bucket	84302818	600	400	601	SF20RC	3	84216121	84168140
			84302819	750	530	655	SF20RC	3	84216121	84168140
84302820			900	670	730	SF20RC	4	84216121	84168140	
84302821			1000	770	766	SF20RC	4	84216121	84168140	
84302822			1100	860	802	SF20RC	4	84216121	84168140	
84302823			1200	960	858	SF20RC	5	84216121	84168140	
Ditch cleaning bucket without cutting edge		84302824	1350	1150	928	SF20RC	5	84216121	84168140	
		73318847	1830	860	516	/	/	/	/	
		73318849	2130	940	570	/	/	/	/	
Ditch cleaning bucket with cutting edge		73318848	1830	860	645	/	/	/	/	
		73318850	2130	940	710	/	/	/	/	
Ditch cleaning bucket*	ZK210MB50072EA	1830	/	/	/	/	/			
Ditch cleaning bucket*	ZK210MB50084EA	2130	/	/	/	/	/			

\* Environment Agency UK/ROI only

Machine Model	Description	Part Number	Width mm	Capacity l	Weight kg		Qty	Part number Tooth	Part number Locking Pin	
<b>CX240B CX250C</b>	General Purpose bucket	84344142	600	440	663	SF25SYL	3	84254196	84289946	
		84344144	750	590	731	SF25SYL	3	84254196	84289946	
		84344145	900	750	819	SF25SYL	4	84254196	84289946	
		84344146	1100	980	909	SF25SYL	4	84254196	84289946	
		84344147	1200	1100	975	SF25SYL	5	84254196	84289946	
		84344149	1350	1260	1043	SF25SYL	5	84254196	84289946	
		84344150	1500	1430	1131	SF25SYL	6	84254196	84289946	
	84344151	1700	1660	1259	SF25SYL	6	84254196	84289946		
	Heavy Duty bucket	84344152	600	440	699	SF25SYL	3	84254196	84289946	
		84344155	750	590	767	SF25SYL	3	84254196	84289946	
		84344156	900	750	856	SF25SYL	4	84254196	84289946	
		84344157	1100	980	947	SF25SYL	4	84254196	84289946	
		84344158	1200	1100	1014	SF25SYL	5	84254196	84289946	
		84344159	1350	1260	1082	SF25SYL	5	84254196	84289946	
		84344160	1500	1430	1171	SF25SYL	6	84254196	84289946	
		84344161	1700	1660	1299	SF25SYL	6	84254196	84289946	
	Rock bucket	84344164	600	440	749	SF25RC	3	84289923	84289946	
		84344165	750	590	819	SF25RC	3	84289923	84289946	
		84344166	900	750	914	SF25RC	4	84289923	84289946	
		84344167	1100	980	1007	SF25RC	4	84289923	84289946	
		84344169	1200	1100	1054	SF25RC	4	84289923	84289946	
		84344171	1350	1260	1149	SF25RC	5	84289923	84289946	
		84344173	1500	1430	1219	SF25RC	5	84289923	84289946	
		84344174	1700	1660	1375	SF25RC	6	84289923	84289946	
	Ditch cleaning bucket without cutting edge	73318851	2130	1480	830	/	/	/	/	
	Ditch cleaning bucket with cutting edge	73318852	2130	1480	1016	/	/	/	/	
	<b>CX290B CX300C</b>	Heavy Duty bucket	84355154	900	850	1039	SF25SYL	3	84254196	84289946
			84355156	1100	1110	1143	SF25SYL	3	84254196	84289946
84355157			1200	1240	1233	SF25SYL	4	84254196	84289946	
84355158			1350	1430	1311	SF25SYL	4	84254196	84289946	
84355159			1500	1630	1460	SF25SYL	5	84254196	84289946	
84355160			1700	1880	1563	SF25SYL	5	84254196	84289946	
84355161			1800	2010	1623	SF25SYL	5	84254196	84289946	
Rock bucket		84355162	900	850	1080	SF25RC	3	84289923	84289946	
		84355163	1100	1110	1187	SF25RC	3	84289923	84289946	
		84355164	1200	1240	1274	SF25RC	4	84289923	84289946	
		84355167	1350	1430	1353	SF25RC	4	84289923	84289946	
		84355169	1500	1630	1500	SF25RC	5	84289923	84289946	
		84355170	1700	1880	1611	SF25RC	5	84289923	84289946	
		84355171	1800	2010	1667	SF25RC	5	84289923	84289946	
Ditch cleaning bucket without cutting edge		73318851	2130	1480	830	/	/	/	/	
Ditch cleaning bucket with cutting edge	73318852	2130	1480	1016	/	/	/	/		
<b>CX350B CX370B CX350C CX370C</b>	Heavy Duty bucket	84344175	900	910	1213	SF30SYL	3	84254198	84268730	
		84344178	1100	1190	1338	SF30SYL	3	84254198	84268730	
		84344181	1200	1330	1439	SF30SYL	4	84254198	84268730	
		84344182	1350	1540	1533	SF30SYL	4	84254198	84268730	
		84344184	1500	1750	1666	SF30SYL	5	84254198	84268730	
		84344187	1700	2030	1829	SF30SYL	5	84254198	84268730	
		84344190	1800	2170	1894	SF30SYL	5	84254198	84268730	
	Rock bucket	84344191	900	910	1254	SF30RC	3	84289953	84268730	
		84344192	1100	1190	1382	SF30RC	3	84289953	84268730	
		84344193	1200	1330	1480	SF30RC	4	84289953	84268730	
		84344196	1350	1540	1576	SF30RC	4	84289953	84268730	
		84344198	1500	1750	1706	SF30RC	5	84289953	84268730	
		84344199	1700	2030	1872	SF30RC	5	84289953	84268730	
		84344200	1800	2170	1939	SF30RC	5	84289953	84268730	
		Ditch cleaning bucket without cutting edge	73318853	2130	1480	864	/	/	/	/
	Ditch cleaning bucket with cutting edge	73318855	2440	1660	1077	/	/	/	/	
	<b>CX470B CX470C (excluded Mass Excavation)</b>	Rock bucket	84344202	900	1040	1634	SF40SYL	3	84289968	84289973
			84344204	1100	1350	1803	SF40SYL	3	84289968	84289973
84344205			1200	1500	1936	SF40SYL	4	84289968	84289973	
84344208			1350	1750	2063	SF40SYL	4	84289968	84289973	
84344209			1500	2000	2238	SF40SYL	5	84289968	84289973	
84344210			1700	2330	2407	SF40SYL	5	84289968	84289973	
84344212			1800	2500	2492	SF40SYL	5	84289968	84289973	
84344213			1900	2660	2667	SF40SYL	6	84289968	84289973	
84344214			900	1040	1775	SF50RC	3	84290030	84290040	
84344215			1100	1350	1949	SF50RC	3	84290030	84290040	
84344216	1200	1500	2082	SF50RC	4	84290030	84290040			
84344217	1350	1750	2213	SF50RC	4	84290030	84290040			
84344218	1500	2000	2389	SF50RC	5	84290030	84290040			
84344220	1700	2330	2563	SF50RC	5	84290030	84290040			
84344221	1800	2500	2651	SF50RC	5	84290030	84290040			
84344225	1900	2660	2825	SF50RC	6	84290030	84290040			
Ditch cleaning bucket without cutting edge	73318857	2440	2300	1642	/	/	/	/		
Ditch cleaning bucket with cutting edge	73318858	2440	2300	1855	/	/	/	/		

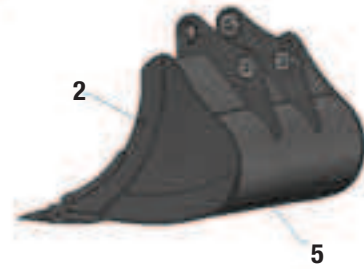
# BUCKETS

## STRONG AND DURABLE

Used materials & thicknesses

EN10025 S355JR

400HB



Machine Model	Width	Capacity	Type	1	2	3	4	5	6		Qty
CX75SR CX80 WX95	from 300 to 850 mm	from 100 to 370 l	General Purpose	6 mm	12 mm	6 mm	NA	8 mm	20 mm	SF10SYL	from 3 to 5
CX130B CX135SR WX125 WX145	from 450 to 1200 mm	from 200 to 650 l	General Purpose	8 mm	15 mm	8 mm	NA	8 mm	30 mm	SF15SYL	from 3 to 5
			Heavy Duty	8 mm	20 mm	10 mm		8 mm	30 mm		
CX160B CX180B WX165 WX185	from 450 to 1350 mm	from 230 to 910 l	General Purpose	8 mm	20 mm	10 mm	5 mm	10 mm	30 mm	SF20SYL	from 3 to 6
			Heavy Duty	8 mm	25 mm	10 mm	10 mm	10 mm	30 mm		
CX210B CX225SR CX230B WX210	from 600 to 1500 mm	from 400 to 1240 l	General Purpose	10 mm	25 mm	10 mm	10 mm	12 mm	40 mm	SF20SYL	from 3 to 6
	Heavy Duty	10 mm	30 mm	10 mm	15 mm	10 mm	40 mm				
CX240B CX250C	from 600 to 1700 mm	from 440 to 1660 l	General Purpose	12 mm	30 mm	10 mm	15 mm	12 mm	40 mm	SF25SYL	from 3 to 6
			Heavy Duty	12 mm	35 mm	10 mm	20 mm	12 mm	40 mm		
			Rock	12 mm	40 mm	10 mm	25 mm	12 mm	45 mm		
CX290B CX300C	from 900 to 1800 mm	from 850 to 2010 l	Heavy Duty	12 mm	30 mm	10 mm	15 mm	12 mm	45 mm	SF25SYL	from 3 to 5
			Rock	12 mm	35 mm	10 mm	20 mm	12 mm	50 mm	SF25RC	from 3 to 5
CX350B CX370B CX350C CX370C	from 900 to 1800 mm	from 910 to 2170 l	Heavy Duty	15 mm	30 mm	12 mm	15 mm	15 mm	45 mm	SF30SYL	from 3 to 5
			Rock	15 mm	35 mm	12 mm	20 mm	15 mm	50 mm	SF30RC	from 3 to 5
CX470B CX470C (excluded Mass Excavation)	from 900 to 1900 mm	from 1040 to 2660 l	Heavy Duty	20 mm	35 mm	15 mm	15 mm	20 mm	50 mm	SF40SYL	from 3 to 6
			Rock	20 mm	40 mm	15 mm	20 mm	20 mm	60 mm	SF50RC	from 3 to 6

## WHATEVER YOUR APPLICATION, CASE BUCKETS ARE BUILT TO PERFORM

### SMARTFIT TEETH

- Self sharpening tooth / Remain sharp for improved penetration
- Excellent penetration and cycle times
- Significant stress reduction and increased strength for more durability
- An excellent consumption ratio for longer life
- Easy fastening of the tooth
- A unique, reusable locking key for lower maintenance costs (lasts a minimum of 5 tooth changes)



1 Install the teeth



2 Install the reusable key



3 Turn the pin shaft by 90° to lock the key

## QUICK, EASY, AND SAFE



# You can count on Case

You can count on Case and your Case dealer for full-service solutions-productive equipment, expert advice, flexible financing, genuine Case parts and fast service. We're here to provide you with the ultimate ownership experience.

## Case pride

You can take pride in the Case name on your machine. It's backed by more than a century of productivity and performance. Case and your Case dealer are here for you, not only when you buy the machine, but also after you put 1,000 or 10,000 hours on it.

## A rich, proud history

Case Construction Equipment's heritage spans more than 165 years. Growing from J.I. Case's innovations with steam-powered machinery in the late 1800s, Case developed road-building equipment that helped create early 20th century streets and highways across the world. By 1912, Case was well on its way to establishing itself as a full-line equipment manufacturer. The company continued to expand its construction equipment business over the next 45 years.

## Celebrating a tradition of innovation

In 1957, Case produced the world's first integrated loader/backhoe made and warranted by one manufacturer. Over the decades and into the 21st century, Case has continued to develop a long line of industry firsts and has taken a leadership role in pioneering new products and solutions. Today, Case produces 15 lines of equipment and more than 90 models to meet your toughest construction challenges. Supported by manufacturing and sales in more than 150 countries, Case serves the needs of our customers worldwide.

## Customer support

Case equipment is sold and serviced by more than 370 dealers and 900 outlets worldwide. No matter where you work, we're here to support and protect your investment.

To locate a Case dealer or learn more about Case equipment or customer service, go to [www.casece.com](http://www.casece.com). For flexible financing options, dependable parts and fast service, your Case dealer is here to meet your needs.

It all adds up. You can count on Case.

## Case offers you:

**EQUIPMENT | FINANCING | PARTS | AFTER SALES SERVICE**

### Worldwide Case Construction Equipment Contact Information

#### EUROPE:

via Plava, 80  
10135 TORINO - ITALIA

#### AFRICA/MIDDLE EAST/CIS:

Riva Paradiso 14  
6902 Paradiso - SWITZERLAND

#### NORTH AMERICA/MEXICO:

700 State Street  
Racine, WI 53404 U.S.A.

#### LATIN AMERICA:

Av. General David Sarnoff 2237  
32210 - 900 Contagem - MG  
Belo Horizonte BRAZIL

#### ASIA PACIFIC:

Unit 1 - 1 Foundation Place - Prospect  
New South Wales - 2148 AUSTRALIA

#### CHINA:


No. 29, Industrial Premises, No. 376,  
De Bao Road, Waigaoqiao Ftz, Pudong,  
SHANGHAI, 200131, P.R.C.

### CASE Construction Equipment

CNH UK Ltd  
Unit 4,  
Hayfield Lane Business Park,  
Field Lane, Auckley,  
Doncaster,  
DN9 3FL  
Tel. 00800-2273-7373  
Fax +44 1302 802829

**CASE** Customer Assistance  
**00800-2273-7373**

The call is free from a land line. Check in advance with your Mobile Operator if you will be charged.



NOTE: Standard and optional fittings can vary according to the demands and specific regulations of each country. The illustrations may include optional rather than standard fittings - consult your Case dealer. Furthermore, CNH reserves the right to modify machine specifications without incurring any obligation relating to such changes.

Conforms to directive 98/37/CE



Test it at the CASE Customer Centre Paris!

[www.casece.com](http://www.casece.com)

